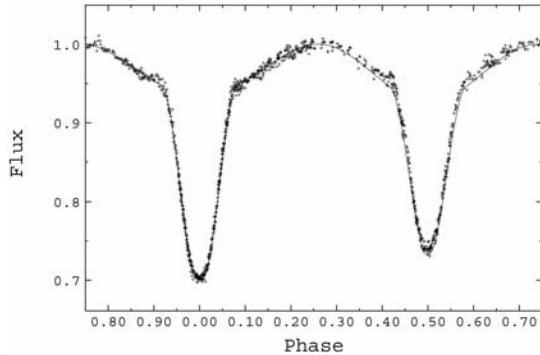
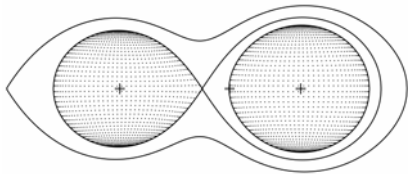


Binary Maker 3 features:



PostScript output of NN Cep light curve



PostScript output of AK CMi Roche Surfaces

- Watch the stars orbit as their light and radial velocity curves are calculated and compared with real data
- Roche model geometry
- Model circular, eccentric and asynchronously rotating systems
- Immediately compare observations with theory
- Intuitive user interface
- Ideal for undergraduate astronomy labs; sample lab included
- 228 actual binary systems with data
- Professional quality PostScript outputs
- Runs on Windows, Mac, Linux and Sun Solaris
- Can automatically create residual plots between data and theory
- **Quick Mode** allows 10 times faster creation of synthetic models

728 Stanbridge St.
Norristown, PA 19401-5505
USA

CONTACT SOFTWARE

CONTACT SOFTWARE

Putting people in touch with knowledge

Binary Maker 3 Light Curve Synthesis Software

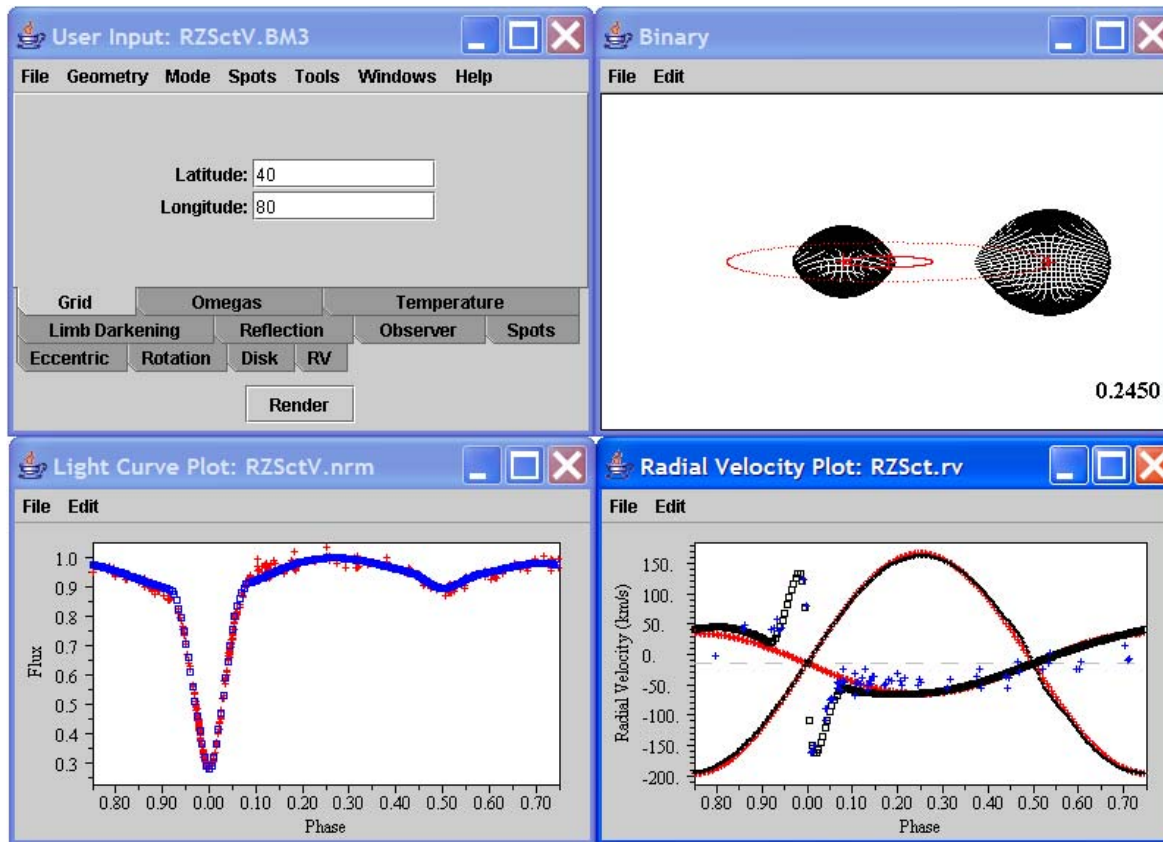


For Windows, Mac, Linux
and Sun Solaris platforms

Email: dbradstr@eastern.edu

www.binarymaker.com

BINARY MAKER 3



Typical four-window display of Binary Maker 3 showing light & radial velocity curves of RZ Sct

Binary Maker 3 accurately calculates light and radial velocity curves for almost any type of binary, simultaneously displaying the theoretical and synthetic curves as well as a 3-D model of the orbiting stars. The parameters and data for 228 actual binary systems are included and can be easily read into the program. The program, written in Java, will run on Windows, Macintosh, Linux and Sun Solaris machines. Professional quality PostScript output can be created of all the major displays. Additional functions include the capability of generating cross-sectional diagrams of the stars within their Roche surfaces, as well as the ability to calculate and display residuals between the synthetic light and radial velocity curves and the actual data.

The program comes complete with an extensive **User Manual** on the CD as well as a very complete **Help system** which explains not only how to use the program but also details how to analyze eclipsing binary light curves.

Individual displays can be customized and saved to meet the user's needs. Starspot modeling, eccentric orbits and asynchronously rotating stars can also be accurately modeled.

CALEB 

The program can also read the data files compiled in the CALEB online database found at <http://caleb.eastern.edu/>. This allows the user to extend their library of eclipsing binaries effortlessly so as to have a myriad of systems to explore and compare to their own data when searching for a realistic solution.

Cost: Single User \$100

2.0 Registered Users \$75

Site License (30 users) \$500

CONTACT SOFTWARE

725 Stanbridge St.
Norristown, PA 19401-5505
USA

FAX: 610-341-1549
Email: dbradstr@eastern.edu

www.binarymaker.com